


Pumps HP 4, HPG 4, HPG 4 K, HP 1, HP 15 G, and HPG 15 K



The QUICKLUB pumps HP, HPG and HPG K

- are **hand-operated single-stroke pumps** with spring-loaded followers
- can be connected to progressive plunger systems
- are equipped with a control rod for lubricant level

Operation

- * Steadily pull down the hand lever as far as it will go. At the same time, the piston will deliver 1.6 cm³ lubricant to the
 - next metering device (pump type HP) or
 - integrated metering device.
- * After the hand lever is pulled down, it will return to its initial position with the help of the pull-back spring.

Refilling the reservoir

- * A) Remove the reservoir (including cover) and draw in the lubricant with the help of the piston guide rod.

IMPORTANT! Avoid air entrainments when drawing in the lubricant.

- * B) Fill the reservoir with lubricant via the filler fitting below the reservoir until the marking ring on the follower rod is visible in the upper part of the reservoir (only pump HPG 15).

Lubricants

The QUICKLUB pumps may be used with grease up through penetration class 2 according to NLGI. However, it should be ensured that the greases used do not change their consistency due to age, pressure, and temperature.

Mounting the pump

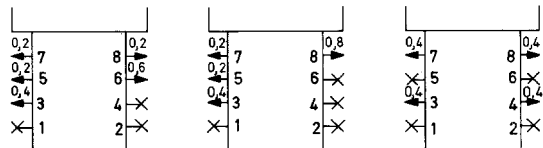
- 4 slotted holes for screws Ø 6 mm
- center-to-center distance 35 mm wide
- distance between heights 50 mm

Fittings for metering devices (pump type HPG)

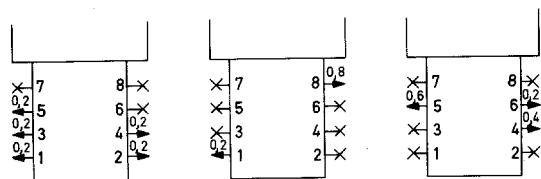
Outlet fittings do not belong to the pump. They have to be ordered separately (see parts list).

Metering the lubricant output per outlet

- The outlets can be combined in such a manner that the number of outlets lies between 2 and 8.
- When an outlet is closed, the lubricant is supplied to the next open outlet preceding the closed outlet in the delivery sequence.
- This results in a wide range of metering possibilities.



IMPORTANT! If the outlets 7 and/or 8 and the subsequent outlets are closed, the lubricant output of these outlets is returned to the reservoir.



x =- closed outlet
- delivery outlet
(lubricant output in cm³)

Technical Data

Type	Item number	Reservoir capacity (l)	Number of outlets	Level indicator	Monitoring element
HP 4	604-25102-1	0.4	1	indicator rod	
HP 15	604-25103-1	1.5	1	indicator rod	
HPG 4	604-25108-1	0.4	2 - 8	indicator rod	
HPG 15	604-25109-1	1.5	2 - 8	indicator rod	
HPG 4 K	604-25127-1	0.4	2 - 8	indicator rod	indicator pin
HPG 15 K	604-25128-1	1.5	2 - 8	indicator rod	indicator pin

Lubricant output per stroke

Type HP.....1.6 cm³
Type HPG.....1.6 cm³

Lubricant output per outlet

Metering device (only type HPG).....0.2 cm³

Max. operating pressure

Type HP.....250 bar
Type HPG.....250 bar

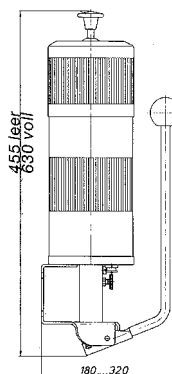
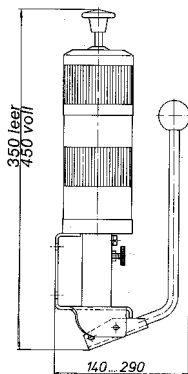
Outlet ports of the types

HP and HPG:for pipe Ø 4 and 6 mm

Reservoir:with spring-loaded follower

Hand lever:is returned to neutral position through
.....elastic force

Dimensions



Worked-out examples

